



RESILIENT FLORIDA

Mark Rains, PhD
Chief Science Officer
Office of the Secretary

Symposium of Flooding Adaptation | October 29, 2024



RESILIENT FLORIDA (RF) PROGRAM

- Created in 2021 with the “Always Ready Bill”
- Five program elements
 - Planning grants
 - Implementation grants
 - Regional resilience entities (RRE)
 - Statewide data set and assessment
 - Florida Flood Hub (FFH)
- Other initiatives
 - Florida Seafloor Mapping Initiative
 - Florida Estuarine Restoration Team
 - Statewide living shorelines suitability model
 - Quarterly Resilience Forum





RF PROGRAM PROGRAM RESOURCES

- Application assistance
 - Virtual and in-person office hours, before and during portal opening
 - Application review and feedback
 - Implementation grant scoring criteria guidance document
- Florida Adaptation Planning Guidebook updates (fall 2024)
- Webinars, currently available recordings include
 - Florida Adaptation Planning Guidebook (2023)
 - Implementation application guidance
 - Application portal walkthrough
 - RF invoice demo
 - General Q&A



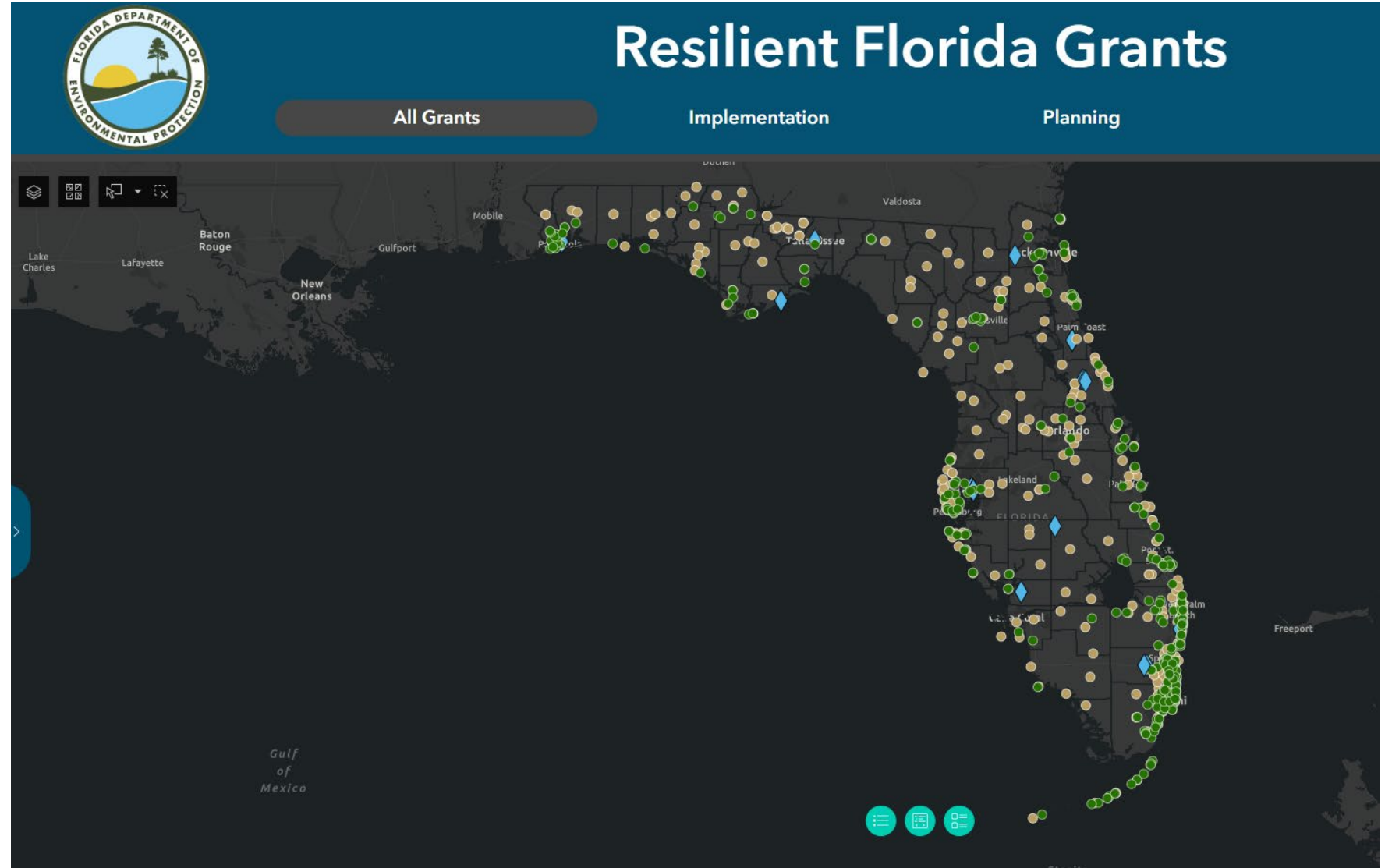
<https://FloridaDEP.gov/ResilientFlorida>



RF PROGRAM PROGRAM GRANT AWARDS

Total awards

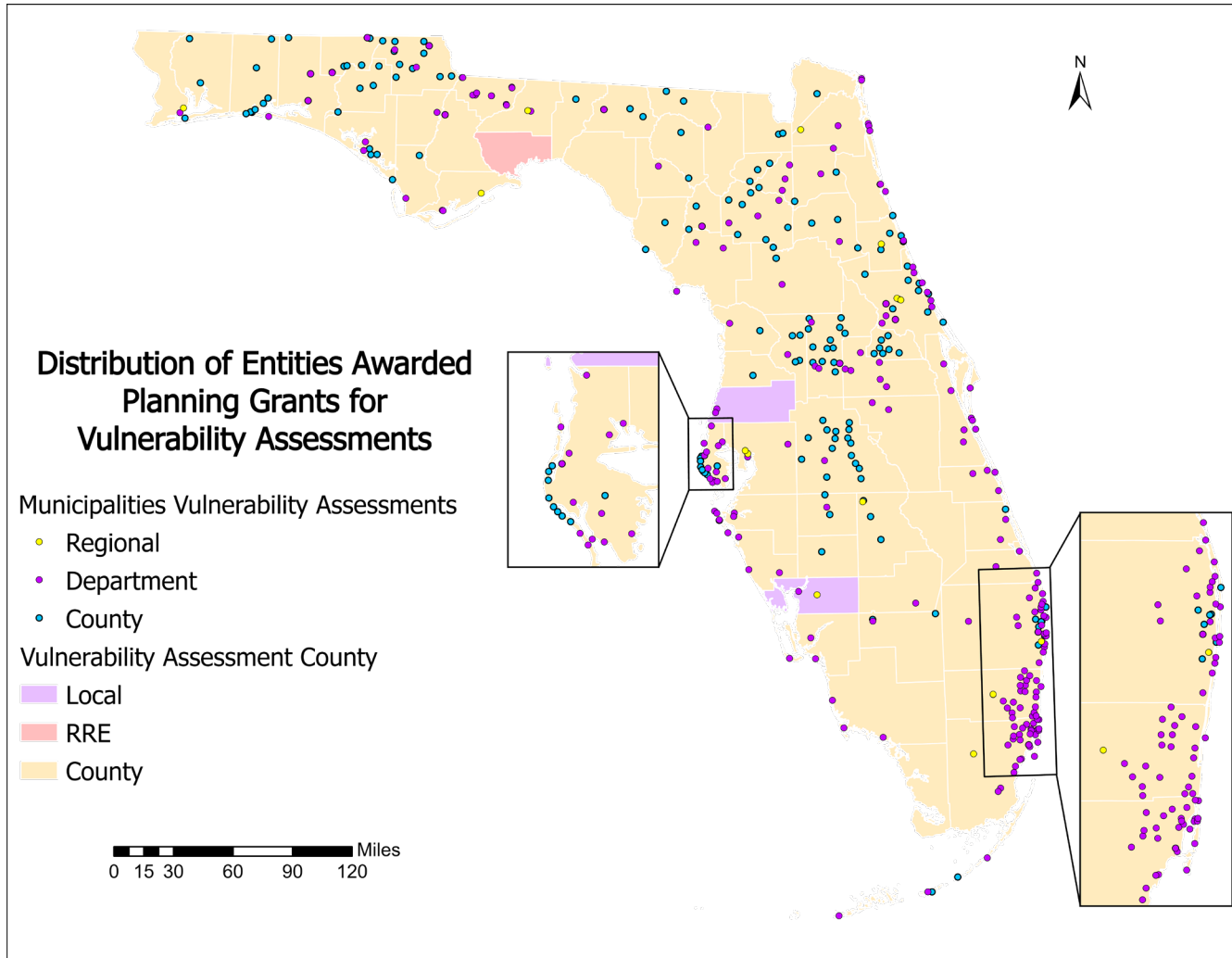
- Planning
 - 300 awards
 - \$69,000,000
- Implementation
 - 349 awards
 - \$1.48 billion
- Regional Resilience Entity
 - 21 awards
 - \$5,000,000





PLANNING GRANTS

FOCUS ON VULNERABILITY ASSESSMENTS

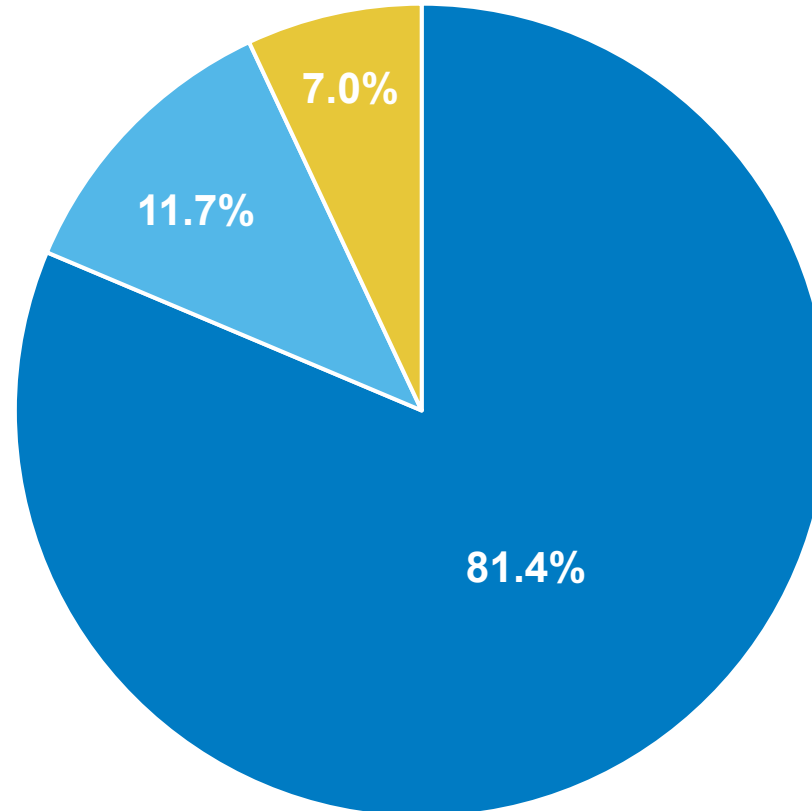


- RF supporting Vulnerability Assessments (VAs) for 65 counties and 367 municipalities
 - RRE funding supporting VAs some counties and municipalities
- Two counties and one municipality submitting data on their own



PLANNING GRANTS PROJECT TYPE

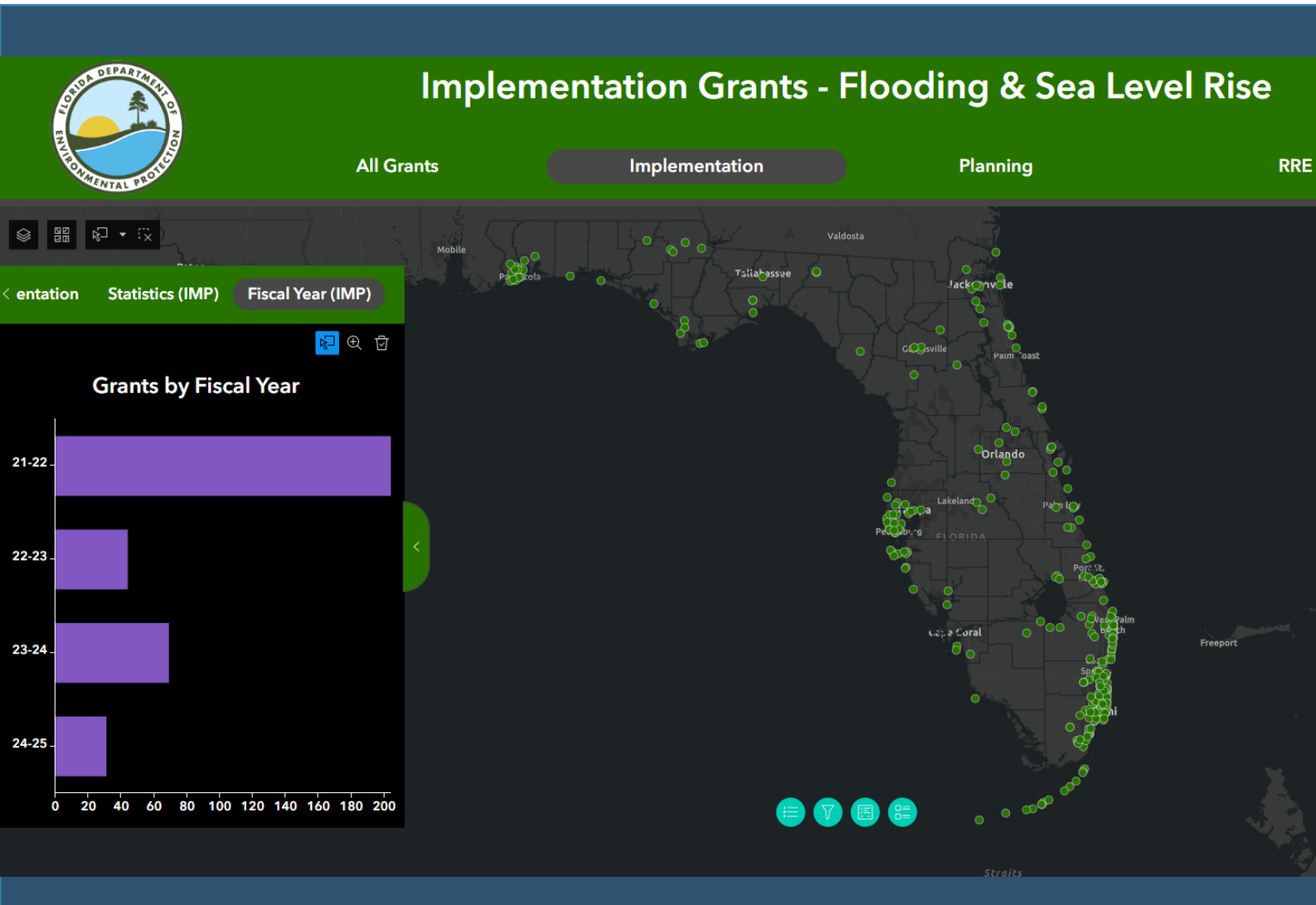
- Vulnerability Assessments
- Adaptation Plans
- Water Management Districts to fill FFH data gaps





IMPLEMENTATION GRANTS

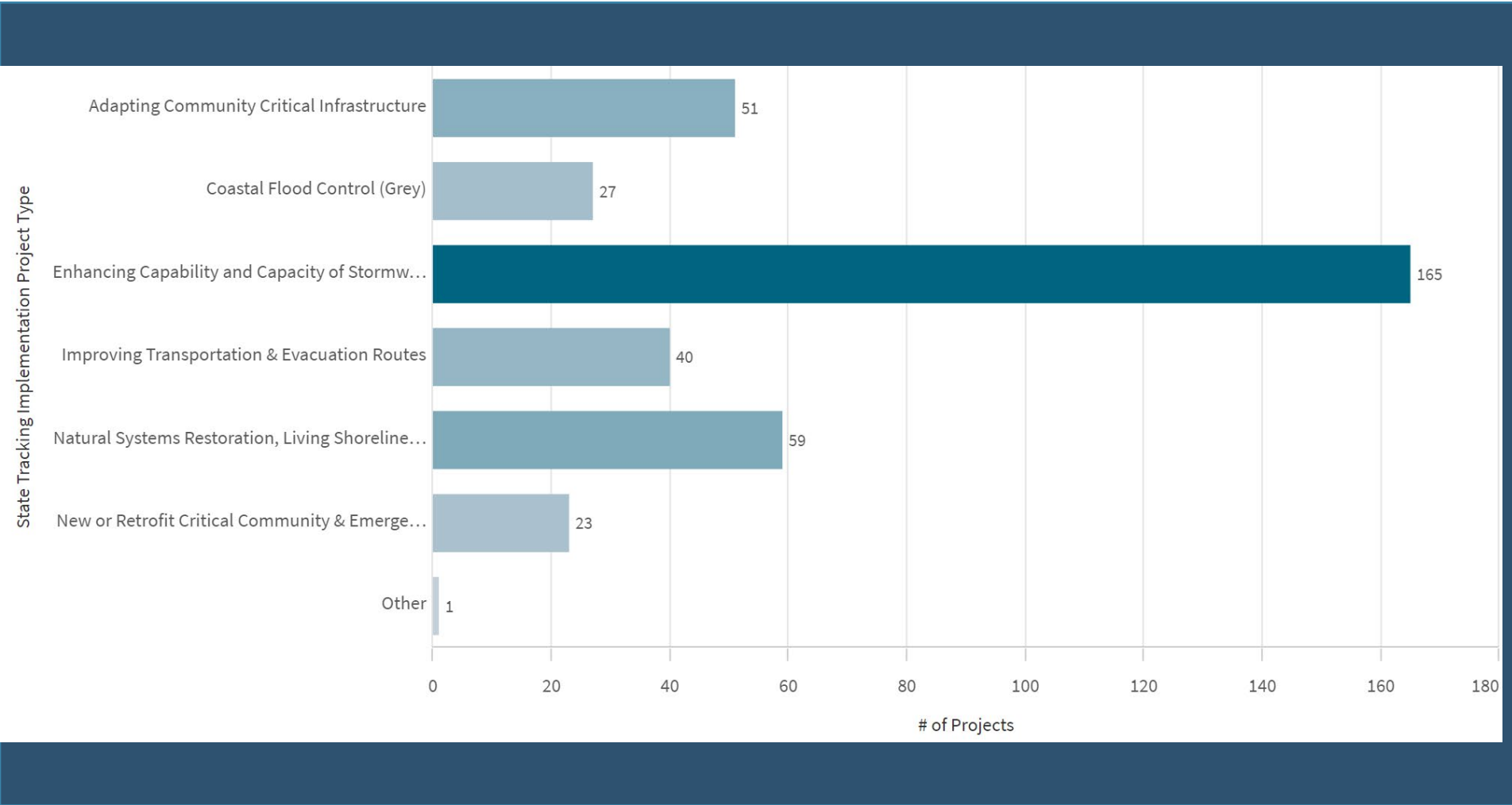
ADAPTATION AND INFRASTRUCTURE PROJECTS



- Statewide Flooding and Sea Level Rise Resilience Plan
 - Prioritized list of projects that address risks of flooding and sea level rise to critical or regionally-significant assets within coastal and inland communities
 - Projects that address risks identified from statewide or local VA



IMPLEMENTATION GRANTS PROJECT TYPE

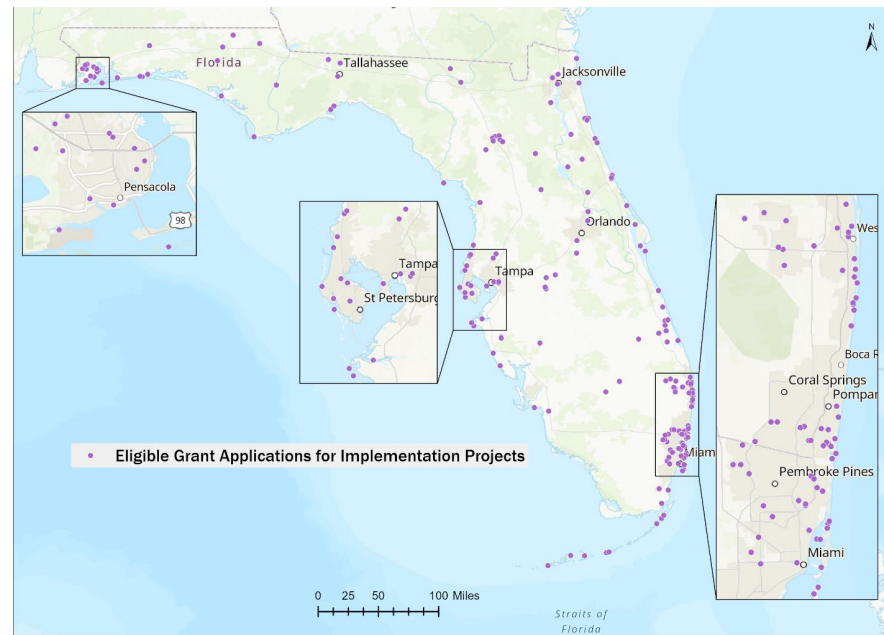




RF PROGRAM PROGRAM GROWTH

- Program staffing growth
 - 2021: 25 positions
 - 2022: 50 positions
- Funding appropriations and grant awards exceeded expectations and statute
 - State and federal appropriations

Fiscal Year	Anticipated Funds	Anticipated Grants	Anticipated Grant Life (Years)	Appropriated Funds	Awarded Grants	Actual Grant Life (Years)
FY 2021-22	\$22 million	100	2	\$522 million	245	3.5
FY 2022-23	\$122 million	117	3	\$492 million	261	4
FY 2023-24	\$122 million	118	3	\$322 million	151	4.5
FY 2024-25	\$122 million	95	3	\$247 million	129	4
Total	\$388 million	430		\$1.6 billion	786	





RF PROGRAM LESSONS LEARNED



- Planning effort challenges
 - Extended timelines for completion
 - Inconsistent approaches
 - Cost overruns
- Adaptation and infrastructure project challenges
 - Timing of grant and match fund awards
 - Match fund eligibility
 - Design and permitting delays
 - Implementation of complex projects in existing environment
 - Scope of work adjustments
 - During design and/or unexpected changes required during construction
 - Cost of materials and cost overruns
- Enhanced program resources
 - Regular site visits from regional field agent staff

THANK YOU

Mark Rains, PhD
Chief Science Officer

Mark.Rains@FloridaDEP.gov

