

CUMULATIVE VISIBILITY AND INFRASTRUCTURE SITING

www.naturalcapitalproject.org



WOODS INSTITUTE
FOR THE ENVIRONMENT
STANFORD UNIVERSITY



The Nature
Conservancy



INSTITUTE ON THE
ENVIRONMENT
UNIVERSITY OF MINNESOTA
Driven to Discover™

Rob Griffin, Ph.D.
rmgriff@stanford.edu

U.S.

Koch Brother Wages 12-Year Fight Over Wind Farm

By KATHARINE Q. SEELYE OCT. 22, 2012
OSTERVILLE, Mass. — If the vast wind farm built, William I. Koch will have a specter

Of course, that is the last thing he who made his fortune in fossil fuels and conservative political causes, has been more than a decade, donating about \$5 million against it. He believes that Cape Wind will create what he calls "visual pollution" for everyone.

U.S.

Plan for Offshore Wind Hits a Snag

By KATHARINE Q. SEELYE JAN. 7, 2015

BOSTON — Cape Wind, a project that has been dealt a setback that threatens to become the nation's first such offshore project.



Comments

Subscribe
Starting at \$9.99

Members
Sign in

GLOBAL MAGAZINE

Offshore wind may finally take off with big projects, none named Cape Wind



Energy Policy 35 (2007) 1584–1598

ENERGY POLICY

www.elsevier.com/locate/enpol

Public opinion about large offshore wind power: Underlying factors

Jeremy Firestone*, Willett Kempton

College of Marine and Earth Studies, University of Delaware, Newark, DE 19716, USA

Available online 27 June 2006

“Those individuals who believed they would be able to see the project from their homes or daily travel routines each opposed the project by a 4:1 margin as compared to about half of those who did not expect to see it from their homes or routines”

led the Saudia Arabia of



JOY DAWSON/BLOOMBERG VIA GETTY IMAGES

One of its developers is among those who produce five times as much




**NATIONAL OCEAN POLICY
IMPLEMENTATION PLAN**

**Where to best locate
activity/infrastructure?**

**Tradeoffs between
visibility and uses**

National Ocean Council
 APRIL 2013

MSFD

MARINE STRATEGIC FRAMEWORK
 IMPLEMENTATION PLAN
 APRIL 2013

The Marine Strategy Framework Directive (MSFD) is a key element of the EU's Marine Policy. It aims to ensure the sustainable use of marine resources and the protection of the marine environment. The MSFD Implementation Plan (MSFD IP) is a document that outlines the measures that will be taken to implement the MSFD. It is a key document for the implementation of the MSFD and is a key document for the implementation of the MSFD.

POLICY QUESTIONS

For an infrastructure siting decision

What are the impacts to viewers?

- Who is impacted?
- Where are the impacts?
- Quantitative/qualitative metrics

Where to best locate activities/infrastructure for visibility?

- Tradeoffs between visibility and other services



POLICY QUESTIONS

For an infrastructure siting decision

What are the impacts to viewers?

- Who is impacted?
- **After siting decision**
- Quantitative/qualitative metrics

Where to best locate infrastructure for visibility?

- Tradeoffs between visibility and other services

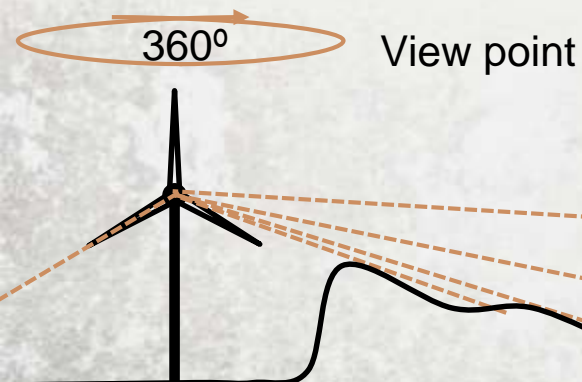
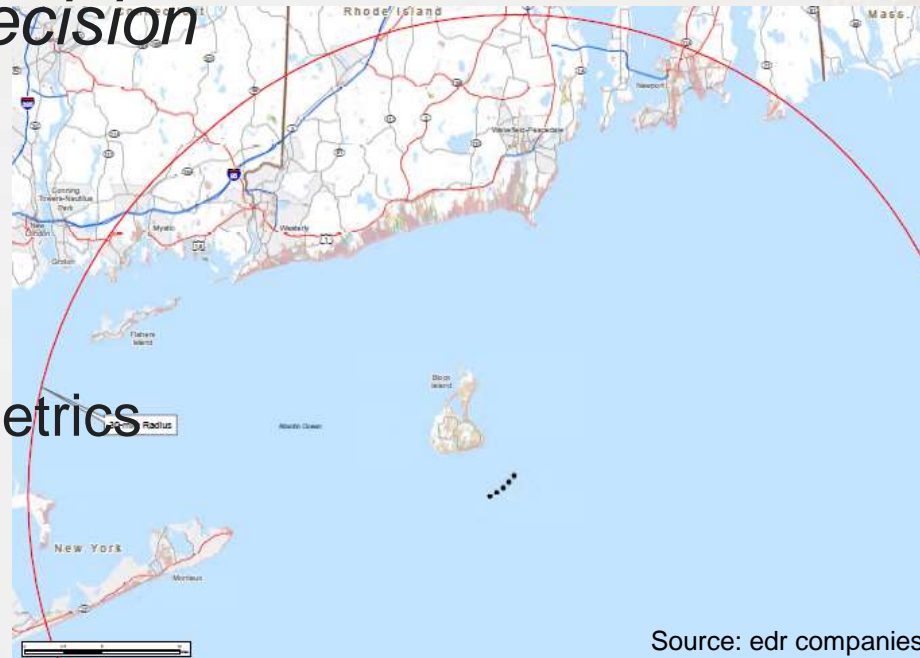


POLICY QUESTIONS

For an infrastructure siting decision

What are the impacts to viewers?

- Who is impacted?
- Where are the impacts?
- Quantitative/qualitative metrics



Where to best locate activities/infrastructure?

- Tradeoffs between visibility and other services

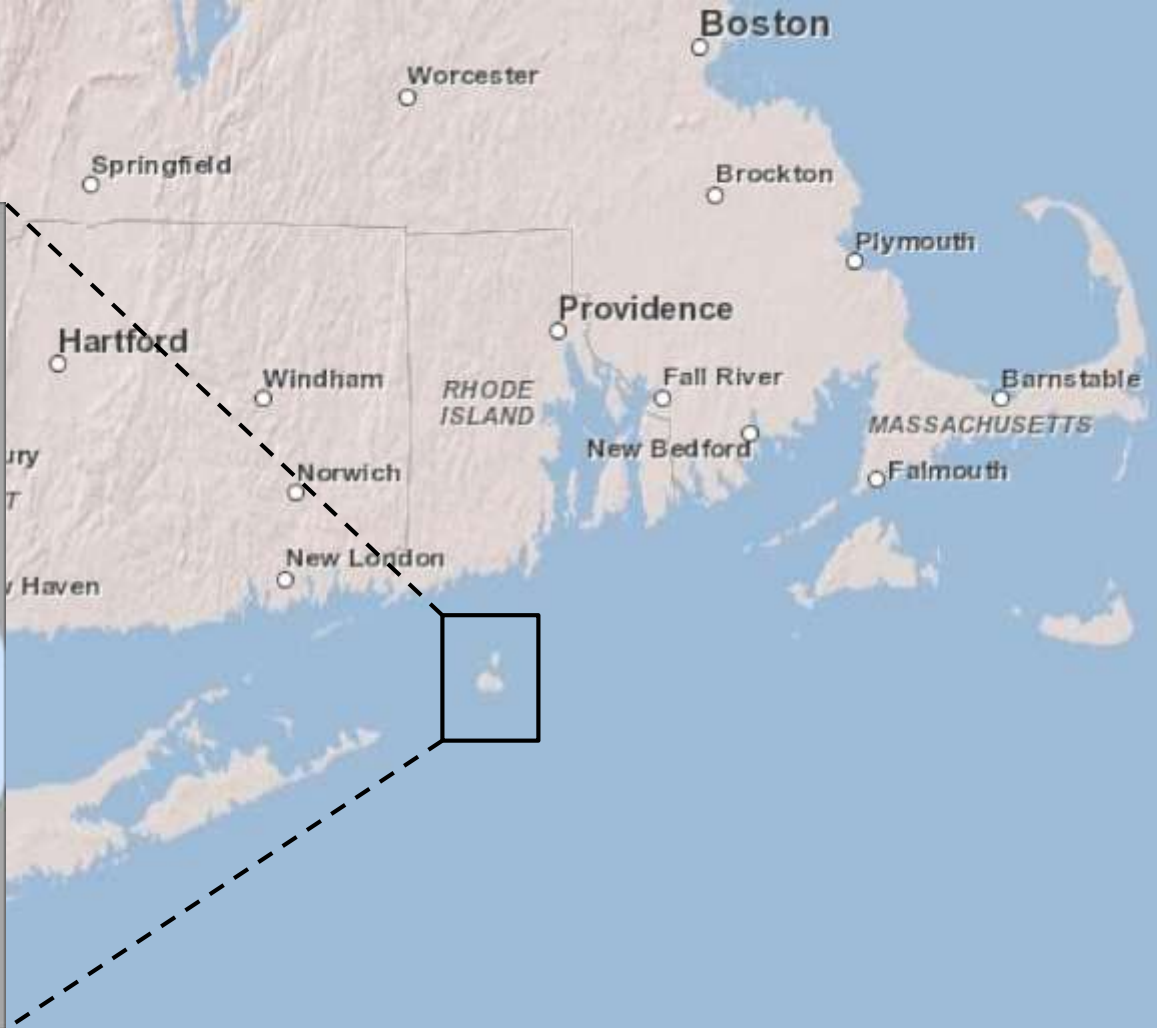


- Households
- Visitation



CASE STUDY

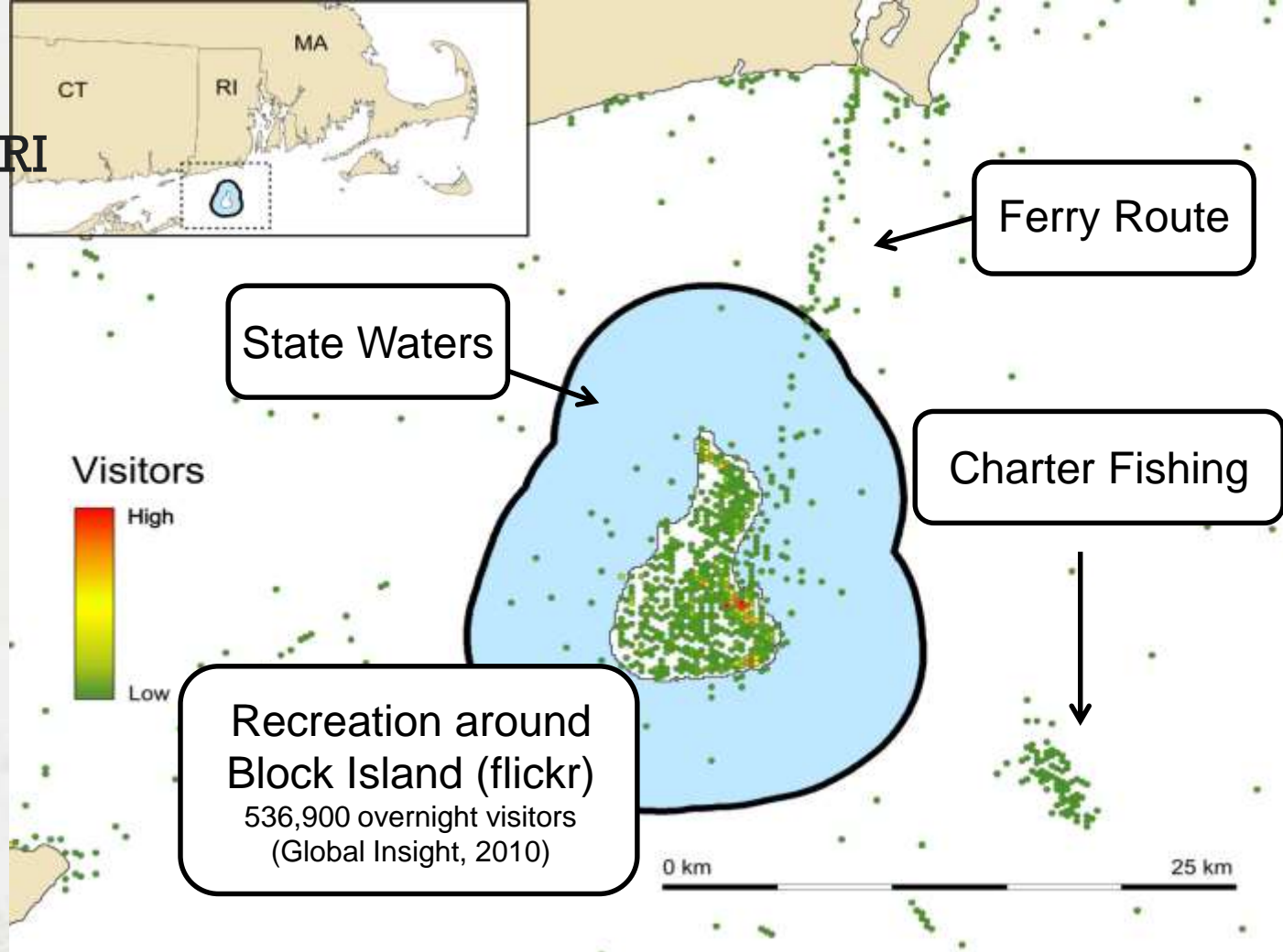
BLOCK ISLAND, RI



DATA

BLOCK ISLAND, RI

B.I. Households
E911 data



State Waters

Ferry Route

Charter Fishing

Recreation around
Block Island (flickr)
536,900 overnight visitors
(Global Insight, 2010)

Visitors
High
Low

0 km

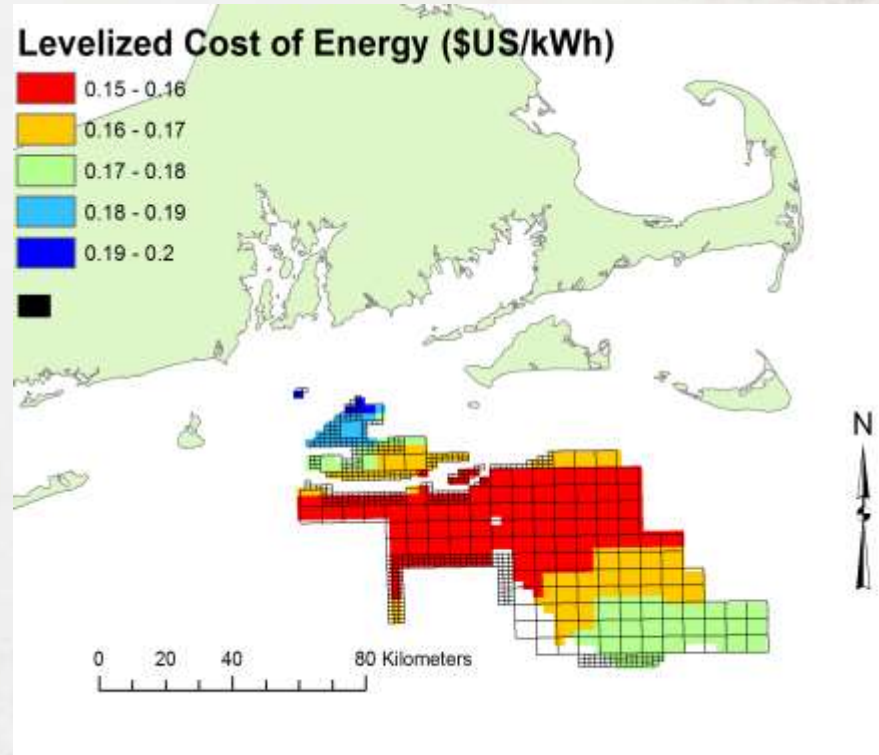
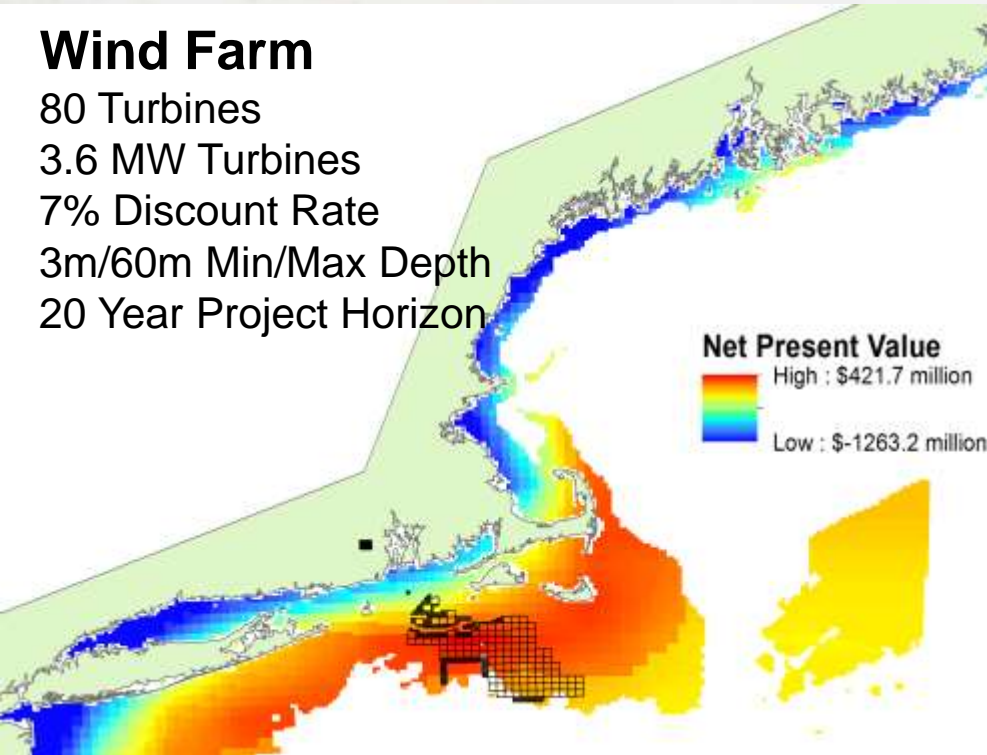
25 km

OFFSHORE WIND ENERGY

SITING DECISIONS

Wind Farm

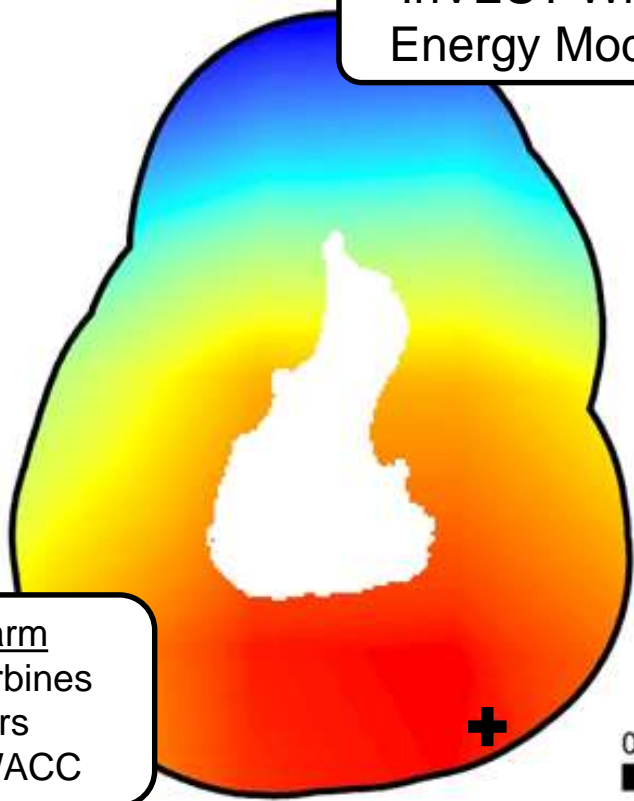
80 Turbines
3.6 MW Turbines
7% Discount Rate
3m/60m Min/Max Depth
20 Year Project Horizon



Net Present Value (\$ millions)




InVEST Wind
Energy Model

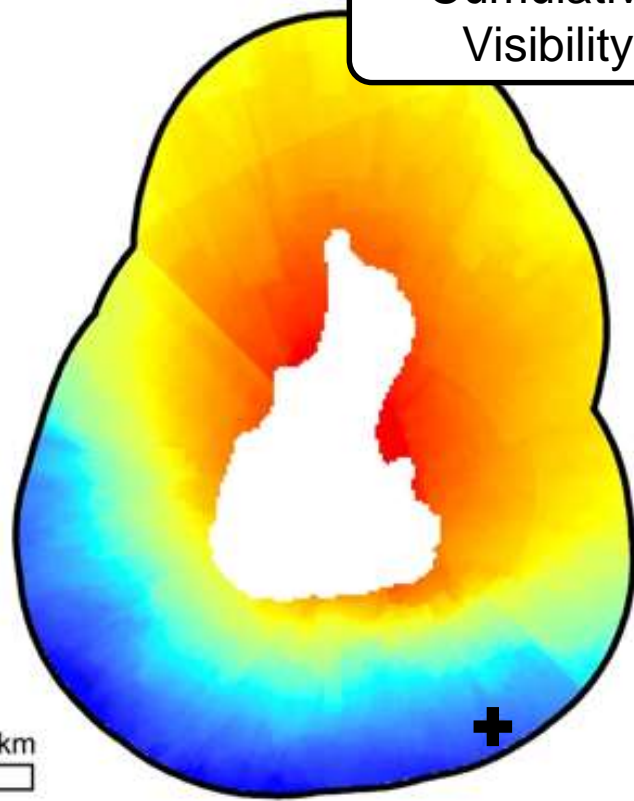


Wind Energy

Viewer Days (millions)




Cumulative
Visibility

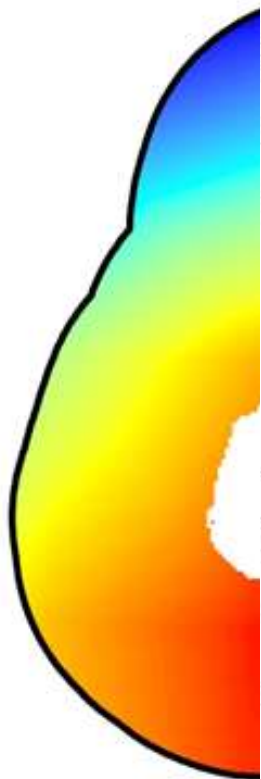


Visibility

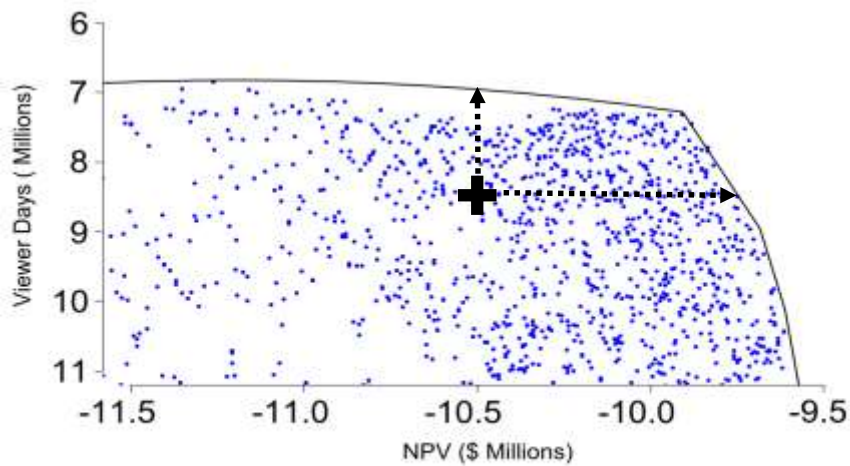
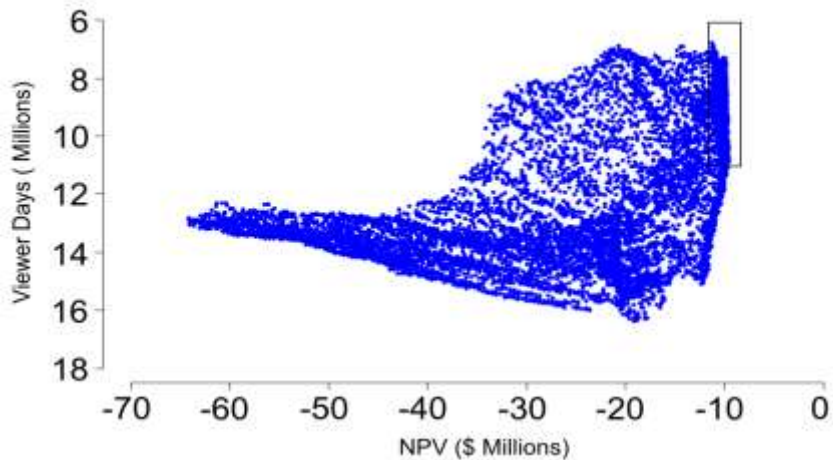
Wind Farm
6 5MW Turbines
20 Years
12.65% WACC



Net Present Value (\$ millions)



Wir



Visibility